






## Wallflex 500

Electric convector with energy-efficient control

### Usage

Rated for both dry and wet areas  
Stylish design

 Several effects  Plug  Colour display

- Thermostat with energy saving program
- Clear and easy to navigate
- WiFi READY: The thermostat can be connected to WiFi

Electric convector with energy-efficient control with several individually adjustable energy saving programs and colour display with simple and clear navigation. The convector is "WiFi READY", or prepared for WiFi. With the accessory, EB-Connect WiFi, the convector can be controlled via the Ebeco Connect app, Google Home, Tibber or the open API. Also shows energy consumption and history in a clear way.


## Specifications

Connection voltage	230 VAC ±10 % ~50–60 Hz
Length Connection cable	1,5 m
Connectors	Plug
Colour	White (RAL 9003)
App control possible	Yes
Output	600 - 1400 W
Power consumption	< 1,0 W
Contains SVHC substances according to REACH	No
Enclosure class	IP24
Control accuracy	± 0.3 °C
Air temperature range	5 °C - 35 °C
Material	Metallic, plastic

## Documents

 [CE document](#)

 [Ecodesign](#)

 [S-Certificate](#)

 [Manual](#)

## Warranty



Ebeco AB provides a 5-year product guarantee in the event of material defects.  
Our warranty terms

## Article list

Article number	Dimensions W x H x D (mm)	Output (W)	Rec. size ( $\leq m^2$ )
8501201	645 x 350 x 80	600	9
8501203	805 x 350 x 80	1000	13
8501205	1070 x 350 x 80	1400	18

## Supplementary products



EB-Connect WiFi

Learn more about this product: <https://www.ebeco.com/en/products/electric-convector/wallflex-500>